

Summary Feedback

ST1: Two Year Teaching Programme

Session 1.24- FRCR Part I: Mock Exam Anatomy-2

(3rd June 2021)

Delivered By:

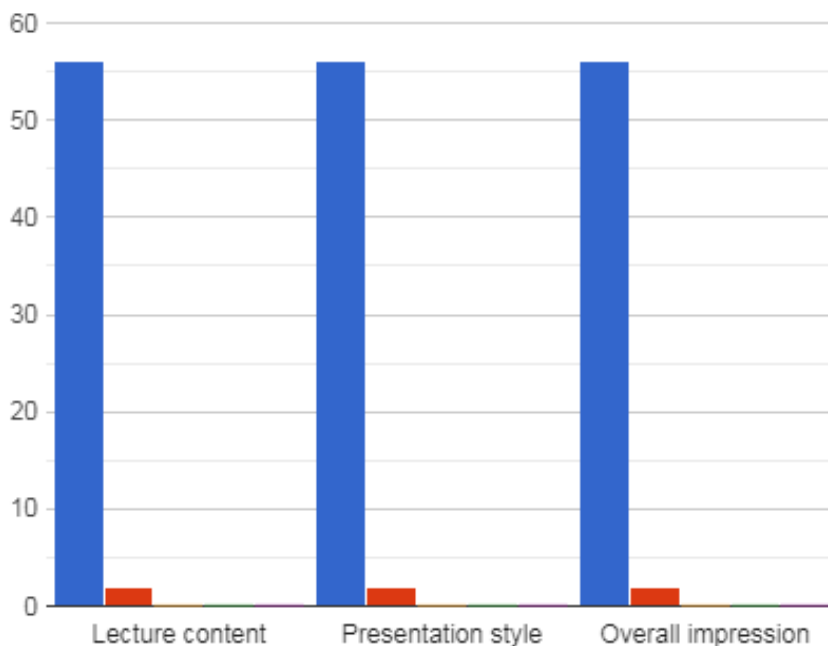
(Nicholas Chua & Sakib Moghul)

Summary Points:

- ST1 teaching session 1.24: 3 hours teaching time
- Total Attendees: 410 from 27 Countries (Afghanistan, Bahrain, Bangladesh, Canada, China, Egypt, India, Iraq, Kenya, Malaysia, Myanmar, Nepal, Nigeria, Oman, Pakistan, Qatar, Saudi Arabia, South Africa, Sri Lanka, Sudan, Tanzania, UAE, UK, Ukraine, Yemen, Zambia, Zimbabwe).
- Total feedback received from 59 participants

Please rate the following aspects of the session

Excellent Very good Good Satisfactory
Poor



Did you find it useful
58 responses

● Yes
● No

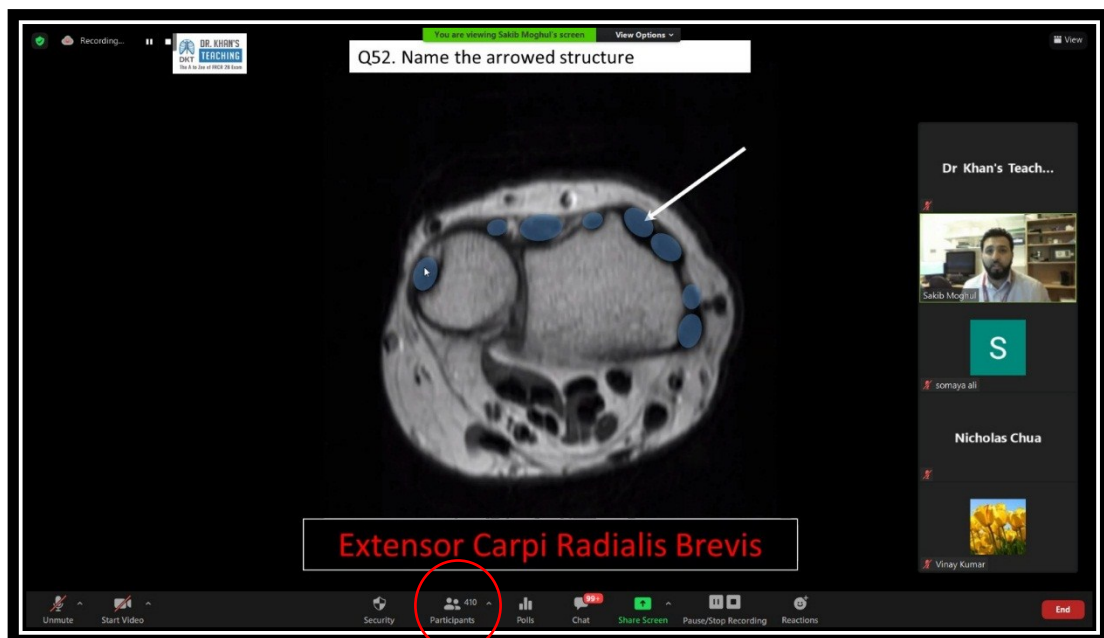


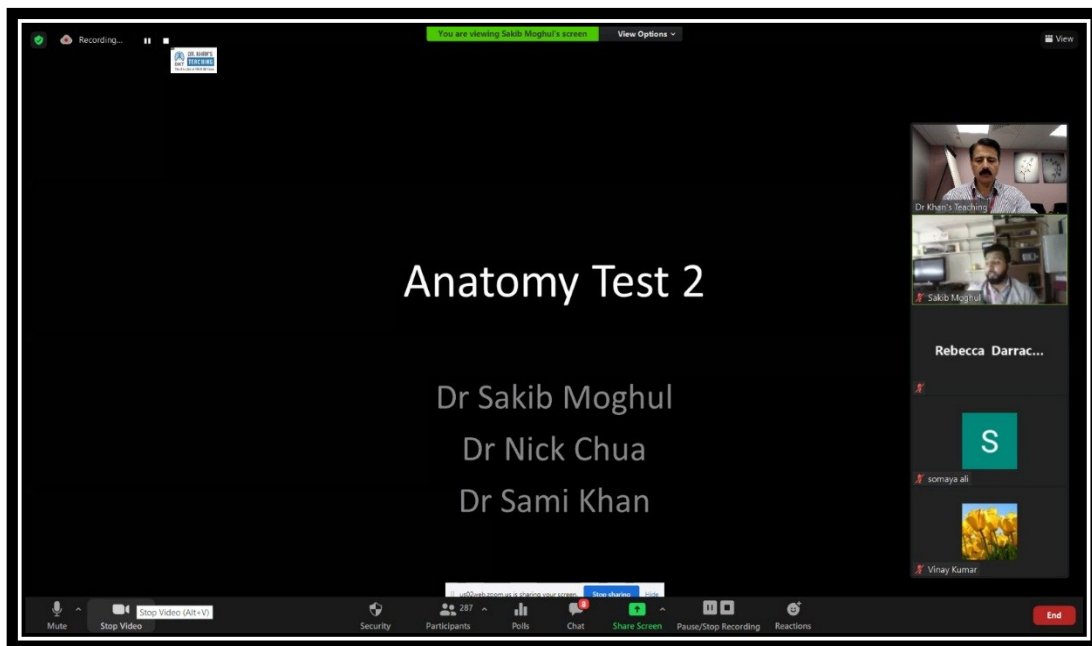
Testimonials

- Really useful to do mock under exam conditions to feel the pressure, great to see some more unusual images that I haven't seen before and good explanations of answers. Thank you (UK).
- Extremely brilliant sessions (Oman).
- Brilliant way for assess myself for FRCR part 1 exam (Egypt).
- It's perfect (Canada).
- Absolutely superb session, both Dr Moghul and Dr Chua have responded very well to last week's feedback. This week's debrief/feedback had a lot more discussion, it was paced well, and there was plenty of time for questions. All questions in the chat box were answered, many other important landmarks on the image slide were discussed and labelled as well as the arrowed structure, and some really helpful clinical tips/aide memoires were shared (UK).
- "SAKIB PLEASE START A YOUTUBE CHANNEL!!!! Sakib's thorough explanations were flawless as always. Appreciated Nick outlining other structures within his images" (UK).
- Sakib is a very good teacher. Great tips and explanations and very patient. He has a brilliant teaching style (UK).
- Excellent explanations (UAE).
- Excellent teaching from Dr Moghul, his explanations of difficult anatomy such as the forearm was some of the best I have ever come across. Many thanks again. (UK).
- Excellent! Very useful practice. Well explained and good tips. Thank you! (UK).
- "Detail anatomy explained by Dr Sakib Thank you very much" (Pakistan).
- This was a great session, it was good to go through it without the candidates as it allowed more time for explanation (UK).
- Great for the exam (UK).
- Lovely detailed explanations and tips on how to identify structures. Very high yield (UK).
- Excellent (UK).
- All superb (UK).
- Great explanations (UK).
- Excellent explanations by Dr. Sakib (Pakistan).
- Good explanations of anatomical structures and how to orientate different images (UK).

Session: 1.24 FRCR Part I : Mock Exam Anatomy - 2

- Well organised anatomy quiz with a variety of different modalities and body systems. Explained both the answers and reasoning/method to identifying the anatomy. Also highlighted other anatomy in the region of the question (UK).
- Dr Sakib discussion and answers were very clear and helpful (Egypt).
- All very good - especially enjoyed wrist tendon anatomy, working out on sagittal whether we are on left or right side of midline etc. The tips Sakib gave (UK).
- Great teaching (UK).
- Highly recommended (UK).
- Very good. Very good methods of remembering structures provided (UK).
- Excellent. Very much appreciated. It is very kind of you and your team (UK).
- It was a great session. Thank you so much for your time (UK).
- Thank you so much - this Thursday evening teaching has been extremely helpful (UK).
- A very knowledgeable and credible panel; many thanks (UK).
- Great thanks for such an effort creating these mock sessions (UK).
- Brilliant mock exams. Definitely continue with this session (UK).
- Absolutely fantastic to have available, so grateful to you for providing this. I hope we do you proud! (UK).
- Very well organised and educational (UK).
- Excellent and learnt a lot thank you (UK).
- The teaching is outstanding and it is so kind of you to do this for free. Thank you so much for all your efforts (UK).
- Sakib in particular is very good at teaching. Only comment for improvement is if we could speed it up a bit. Even for ST1 it is a bit slow paced (UK).
- Awesome superb (Pakistan).
- Great mock with challenging questions. Good explanations of anatomy. Really good session (UK).
- Thank you DKT and team as always for your selfless teaching and giving us your time and energy. The exam was tough but the explanations were extremely useful (UK).
- Just brilliant, can't thank the presenters enough. Really excellent explanations and very well put together mocks, similar to the real thing. Don't think it needs any improvement, mock was timed well and presented well over Zoom with no issues (UK).
- Excellent job by Dr. Khan and his team. Its awesome (Canada).
- A big thank you to Dr Sami Khan and his team for all the hard work, time and energy (Pakistan).





=====XX=====XX=====